

Dimàirt 31.3.20 | Tuesday 31.3.20

Seo liosta den obair a th' agaibh an-diugh. Cuimhnichibh nach fheum thu a h-uile càil a dhèanamh ach bhiodh e math rud matamataig agus rud litearrachd a dhèanamh gach latha.

Here is a list of today's activities. Remember there is no pressure to do them all but it would be good to try at least one maths and one literacy activity each day.

Matamataigs | Maths

- Àireamh an Latha Number of the Day 64
- Ceistean Cinn Mental Maths *Count in 10s or 3s*
- Obair an Latha Daily Activity *Adding 10 (C2)*
Multiplication questions (C3)

Litearrachd | Literacy

- Sgrìobhadh Writing *Instructions for Toast*
- Faclan Cumanta Common Words *Flashcards*
- Leughadh Reading *Beginning, middle and end*
- Làmh-Sgrìobhadh Handwriting *agam, agad (C2) loch, luch (C3)*

Àireamh an Latha | Number of the Day

Cleachd do bhòrd geal airson seo a chrìochnachadh.

Use your whiteboard to finish the table.

Seall e Show it	-1	Dùblaich e Double it
-10	64	+10
$100 - ? = 64$	+1	Dèan e Make it

Ceistean Cinn | Mental Maths



Cleachd stuthan airson cunntadh suas agus sìos ann an 10an. Dh'fhaodadh tu rud sam bi a th' agad anns an taigh a chleachdadh m.e. corragan agus ordagan, stocainnean, cnagan, sligean, ubhlan, pinn.

Use everyday objects to help you count forwards and backwards in 10s. You can use anything you have in the house, eg. fingers, toes, socks, shells, pegs.



10



20



30



40



50



Cunnt suas agus sìos ann an 3an. Dè cho àrd 's a ruigeas thu?



Count up and down in 3s. How high can you go?

Cleachd a' chearnag ceud anns a' phasgan agad airson do chuideachadh.

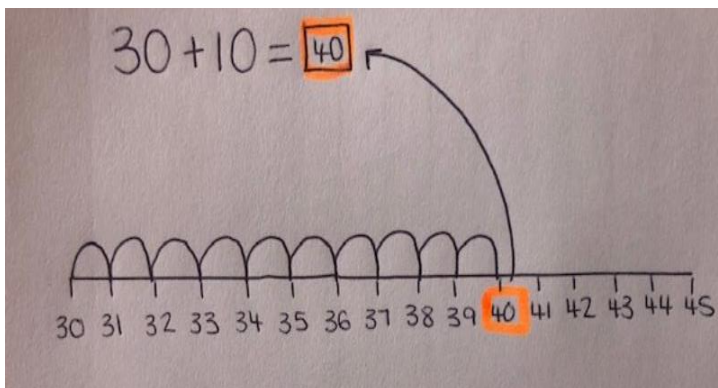
Use the 100 square in your Home Learning Pack to help you.

Obair an Latha | Activity for the Day

Clas 2

Tha sinn ag ionnsachadh mar a bhios sinn a chur ris.

We are learning how to add.



Ann an 'Leabhar Leudachaidh Àireimh' cur crìoch air duilleag 9. Cleachd a' chearnag ceud anns a' phasgan agad no loighne àireimh airson do chuideachadh.

In your 'Leabhar leudachaidh Àireimh' answer the questions on [page 9](#). Use the 100 square in your Home Learning pack to help you. You could also use some of the materials you used in yesterday's maths activity. Here is an example of how to use a number line to support you.

Clas 3

Tha sinn ag ionnsachadh na h-uireadan air ar teanga.

We are learning our times tables off by heart.

Tha sinn air tòrr obair a dhèanamh air na h-uireadan 2,3,4,5 agus 10 an teirm sa.

An urrainn dhut na ceistean a leanas a fhreagairt? (tagh chili) Thoiribh sùil air an dealbh airson dòighean a bhios sinn a cleachdadh airson ar cuideachadh.

2	3	4	5	10
0	0	0	0	0
2	3	4	5	10
4	6	8	10	20
6	9	12	15	30
8	12	16	20	40
10	15	20	25	50
12	18	24	30	60
14	21	28	35	70
16	24	32	40	80
18	27	36	45	90
20	30	40	50	100
22	33	44	55	110
24	36	48	60	120

5 x 3

Count
Cunnt
0
3
6
9
12
15
18
21
24
27
30

Array
Arraidh

Adding
Cuir ris
5 + 5 + 5

Objects
Stuthan

Picture
Dealbh

We have done lots of work on the 2, 3, 4, 5 and 10 times tables this term. Can you answer the following questions? (choose a chili) Have a look at the picture to remind you of some of our strategies to work out times tables.

2 X 4 =	5 X 2 =	4 X 5 =
2 X 3 =	3 X 10 =	2 X 12 =
5 X 2 =	10 X 4 =	9 X 3 =
7 X 2 =	5 X 7 =	4 X 8 =
2 X 1 =	2 X 6 =	3 X 7 =
9 X 2 =	8 X 3 =	4 X 2 =
2 X 0 =	2 X 11 =	0 X 3 =
2 X 10 =	3 X 4 =	5 X 9 =
8 X 2 =	6 X 3 =	6 X 4 =
2 X 6 =	5 X 5 =	4 X 7 =

Sgrìobhadh | Writing

Tha sinn ag ionnsachadh ciamar a bhios sinn a sgrìobhadh stiùireadh.

We are learning to write instructions.


- Is urrainn dhomh stiùireadh sgrìobhadh anns an òrdugh cheart.

I can write instructions in the correct order.

- Is urrainn dhomh gnìomhairean stiùiridh cleachdadh aig toiseach seantans.

I can use bossy verbs at the start of my sentences.

An t-seachdain sa chaidh sgrìobh sinn stiùireadh mu mar a nì thu ceapaire. An t-seachdain seo, bu mhatth leinn gun sgrìobh thu stiùireadh mu mar a nì thu tòst. Le seo bu chòir dhut a bhith nad èolaiche air mar a sgrìobhas tu stiùireadh!




Last week we wrote instructions about how to make a sandwich. This week we'd like you to write instructions about how to make toast. By now you should be an expert in writing instructions!



Sgrìobh co-dhiù 3 stiùiridhean.

Write at least 3 instructions



Sgrìobh co-dhiù 4 stiùiridhean.

Write at least 4 instructions



Sgrìobh co-dhiù 6 stiùiridhean.

Write at least 6 instructions

Faclan feumail air an ath-duilleag. *Useful words on the next page.*

A' Dèanamh Tòst | Making Toast

Faclan feumail

- aran
- tòst
- tòstair
- sgian
- ìm
- silidh
- marmalaid
- mil
- truinnsear

Useful words

- bread
- toast
- toaster
- knife
- butter
- jam
- marmalade
- honey
- plate

gnìomhairean


- geàrr
- sgaoil
- cuir
- brùth
- coimhead

verbs

- cut
- spread
- put
- push/press
- watch

Coimhead air ais air d'obair bho sheachdain sa chaidh airson cuimhn' a chuir ort mar a sgrìobhas sinn stiùireadh.

Have a look at your writing from last week to remind yourself how we write instructions.



Faclan Cumanta | Common words


Seo na faclan cumanta againne airson na seachdain seo:

Here are our Faclan Cumanta for this week:

C2 : bha (was), ann (in), anns (in), aon (one)

C3: còig (five), donn (brown),

faodaidh (allowed), ruith (run/ ran)



Dèan cairtean leis na faclan cumanta seo.

B' urrainn dhut an cur suas air a' bhalla no geamannan a chluich leotha aon uair 's gu bheil sinn air cuid a bharrachd a dhèanamh.

Make flashcards to show your new Faclan Cumanta. You could use them to make a display or play some games with them once we've added some more.



Leughadh | Reading

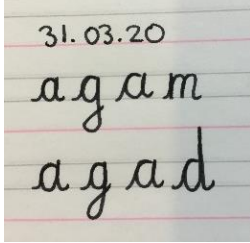

Tha mi cinnteach gu bheil thu gu math eòlach air an leabhar agad an-dràsta. Smaoinich mu dheidhinn an toiseachd, am meadhan agus an deireadh. Dè thachair ann an gach pàirt den sgeulachd?

I'm sure you know your book really well by now! Think about the beginning, middle and end of your book. What happens at each part of the story?

Làmh-sgrìobhadh | Handwriting

Cleachd an deotair dearg agad airson na faclan seo a sgrìobhadh ann an cursive.

Use your red jotter to practise writing the following words in cursive.

Clas 2 - agam (at me), agad (at you)	Clas 3 - luch (mouse), loch (lake)
 <p>https://www.youtube.com/watch?v=ZCS6qQ11eJc (from 0:30)</p>	 <p>https://www.youtube.com/watch?v=hxdp7Xx3ToA&t=63s (from 0:34)</p>

Mura 'heil thu cinnteach mar a sgrìobhas tu iad, seall air a' bhidio airson do chuideachadh.

If you are not sure how to form the letters, the youtube video will help you.