


Bun-sgoil Taobh na Pàirce
Sgoiltean Dùinte -Ionnsachadh san Dachaigh
School Closure Home Learning Grid
Seachdain - 01-06-20

Leughadh Reading	Sgrìobhadh Writing	Fuaimean Gàidhlig Gaelic Phonics
<p>Our story of the week is Goldilocks agus a Teaghlach (<i>Goldilocks and her Family</i>). Log in to your Giglets account to read the story. It is there in English as well to help parents who are still learning Gaelic.</p>  <p>We are learning to find information in a story.</p> <p>After you read the story, in your jotter draw a picture of some of the members of Goldilocks' family. Tell a grown up about each character and who they are using information you read in the book. For an extra challenge</p>	<p>We are revising how to read and write the common words; ag, mo, na, an, am, mar</p> <p>ag - to do mo - my/mine na - the (plural) an - the am - the (before words beginning with b,f,m, p) mar - as</p> <p>For example; ag ithe - eating mo còta - my coat na mucan - the pigs an ubhal - the apple am partaidh - the party mar sin - like that</p> <p>See Ms. Bennett's video below you will need your white board and marker</p>	<p>We are learning to recognise and write the sound 'mh' this week. It is a special sound called a diagraph (2 letters that make one sound). Watch Mrs Mackintosh's lesson. You will need your white board and a pen.</p> <p>https://youtu.be/1q2xonc6gQY</p> <p>Watch this clip from the program <i>Baile Mhuilean</i> which is all about the sound 'mh'.</p> <p>Words beginning with 'mh'</p> <p>https://www.bbc.co.uk/programmes/p0Omcsfg</p> <p>We are learning to put sounds together to read and write words. Watch Mrs Mackintosh's lesson.</p>

try writing the name of the character beside them.

and

We are learning to read common words. Try and find the following common words in *Goldilocks agus a Teaghlach*



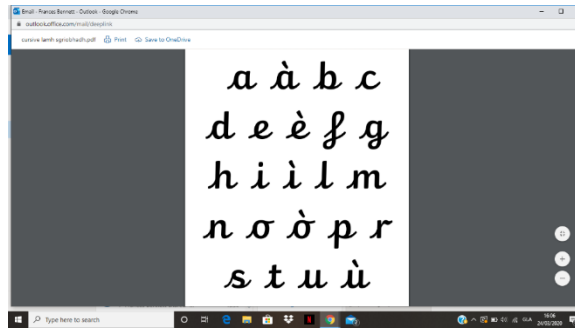
tha mu agus an aig le

Listen to Mrs Wight reading these common words here:

<https://youtu.be/pSNwRtOKBww>

<https://www.youtube.com/watch?v=rsqSq0kepC8&feature=youtu.be>

Can you look for these words in the books in your packs?



<https://youtu.be/IXpbWsplDP4>

In your jotter write 2 of the words we learned to read and draw a picture beside them to show what they mean.

gàidhlig

Àireamhachd|Numeracy

We are learning to put the correct number on the number line;

Complete these worksheets;

Àireamhachd|Numeracy

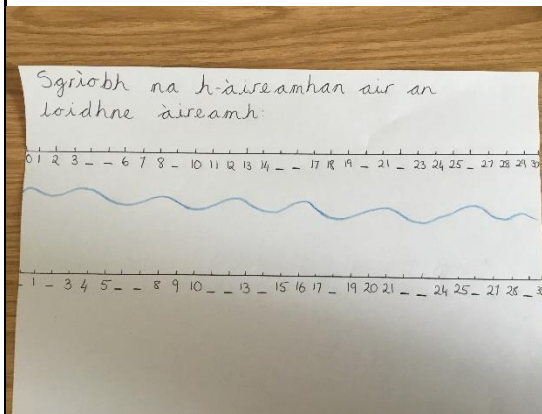
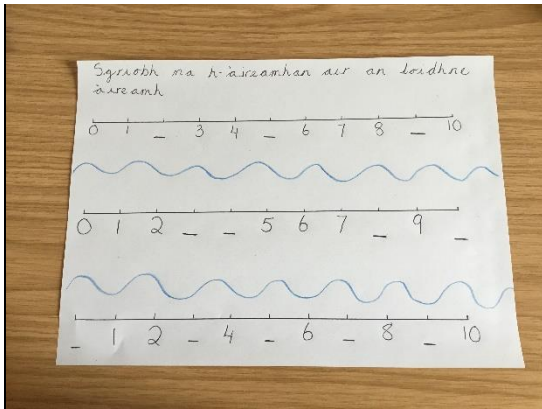
We are learning to add one on to a number. You can do this with your fingers, counters or do the worksheet. Try do the sums as fast as you can.

Keep practising. Can you beat the clock?
Continue using doubles plus one.

Matamataig|Topic Maths

We are learning how we can present information using a pictogram. Watch the video below to show you how to make a pictogram:

<https://www.youtube.com/watch?v=FLpwKgpueU&feature=youtu.be>



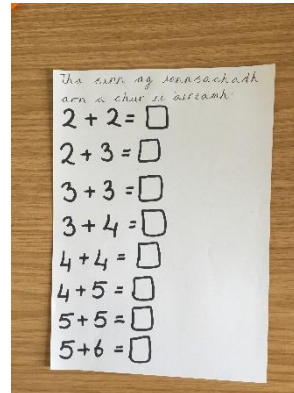

With Fingers:

Place your hands on your head, put two fingers up on one hand two on the other, how many are there - 4. Now put on more finger up on one hand, what does it make? $4+1=?$

With Objects:

Show 2 objects, now another 2 how many are there - 4. Now add one more object what does it make? $4+2=?$

Worksheets:



Now try and make your own pictogram! You can use a pictogram to show different types of data such as;


-How many of your socks are strippy, plain, spotty?

-How many different toys did you play with during the week?

-How many bugs/animals did you see outside?

-How many pieces of fruit did you eat in a week?





Rudeigin Spòrsail | Something fun!

Go on a walk outside, taking with you the nature hunt list which can be found on the blog;

Here is list of translations to help with the Gaelic;

- **Dealbh de bhiastag** -Photo of a bug
- **Iteag** -A feather
- **Rudeigin garbh** -Something rough
- **Dealbh de lìon damhain-allaidh**- Photo of a spiders web
- **Rudeigin rèidh** -Something smooth
- **Rudeigin geal** -Something white
- **Trì dathan eadar-dhealaichte de dhuilleagan** -different colours of leaves
- **Dealbh de eun** -Photo of a bird

Ealain | Art

Try a shadow drawing with Mrs Wight.
<https://youtu.be/sRQHeGgxxIU>



Try Miss MacPhail's fun art activity using water, coloured pens and paper towels.

<https://youtu.be/rtFP1O5VISE>

Ceòl | Music

Have a look at the music blog to see what Miss Fee has planned for you;

<https://www.taobhnairce.edin.sch.uk/index.php/category/music/>



Listen to and sing along with the song 'Brochan Lom.'

<https://www.scottishbooktrust.com/songs-and-rhymes/brochan-lom>

- **Dealbh de bhoiteag** -Photo of a worm
- **Dealbh de flùr fiadhaich** -Photo of a wild flower
- **Rudeigin a tha thu a 'smaoineachadh a tha brèagha** -Something you think is beautiful
- **Rudeigin nach robh dùil agad fhaicinn!**-Something you didn't expect to see!



Try making a bowl of porridge for breakfast or a snack just like *Goldilocks* had at the Bear's house.

Choose a yummy topping to go on your porridge;

- ubhal - apple
- mil - honey
- cnothan - nuts
- iogart - yoghurt
- silidh - jam
- banana
- dearcán - berries
- reasaidean - raisins

The words are on the page too.





Slàinte agus Sunnd - Tapachd | Health and Wellbeing - Resilience

Growth Mindset

It is important to try out new skills. Remember it may take some time before you manage a new skill.

This week, why don't you try out a new skill;

- Make your own breakfast
- Do your own hair
- Choose your clothes and get dressed on your own
- Try a keeping a ball up with your hands or feet for as long as you can
- Do some practice for 'sports day' running as quickly and jumping as far as you can
- Any other skill you can think of

Slàinte agus Sunnd - P.E | Health and Wellbeing - P.E

Take part in a Gaelic fitness session with Miss Fit G

<https://www.youtube.com/watch?v=cHoDlrkRq2U&feature=youtu.be>

And

Can you use recyclable material or other objects in your home to create an obstacle course

Use movement that you know already that you can put into the course;

For example;

- Running
- Bouncing a ball
- Balancing
- Crawling
- Jumping

Tonnasachadh thar a' Churraicealam | IDL | Interdisciplinary Learning

We are learning about the weather and the effect it has on the things that we do each day. When it is wet, do you play outside or inside? How do you feel when it is raining? What do you do? What about when it is sunny or cloudy? It is Spring and the weather is usually different each day. Read the book **'Seachdain de Shìde'** on Gigaretts.





Task: Keep a table for five days, using pictures to show what the weather was like, how you were feeling and what you did. Here is an example.



Listen to Mrs Mackintosh making a table here:

<https://youtu.be/gzN9rNftMok>

For words connected to weather, you could listen to 'Òran na Sìde' with Ellen aig Hùb Hàb:

<https://www.youtube.com/watch?v=xRVppF2IfSs>

or watch 'Horo an t-Sìde' with Cabag here:

<https://www.gaidhlig-nan-og.scot/en/weather>