




Bun-sgoil Taobh na Pàirce

Sgoiltean Dùinte – Ionnsachadh san Dachaigh

School Closure Home Learning Grid

Clas 7 - Seachdain 01.02.21

Slàinte agus Sunnd – Tapachd Health and Wellbeing – Resilience	Slàinte agus Sunnd – P.E Health and Wellbeing – P.E	Ionnsachadh thar a' Churraicealam IDL è Interdisciplinary Learning
<p>'Talk Things Over'. LI: I know who I can talk to when I feel worried</p> <p>Who is your back up team?</p> <p>It is important to ask for help when you are stuck or feel worried. Who are the people that support you and that you can talk to when you need it?</p> <p>Activity: Make a poster that shows the variety of people that you can ask for help from.</p> <p>You could use a comic style:</p>  <p>...or a colourful positive style like Lisa Congdon:</p> 	<p>On Wednesday check the PE channel in Teams to find out what Mr Vitry has in store for you this week.</p> 	<p>We have been looking at renewable and non-renewable energy and how this affects the world we live in.</p> <p>WWF (World Wide Fund for Nature) and the UN (United Nations) are running an art competition.</p> <p>What do you want the world to look like tomorrow?</p> <p>How would you help the world tackle climate change?</p> <p>HOW TO TAKE PART</p> <p>Step 1: Download a Template</p> <ul style="list-style-type: none">• Download the Creative Earth template.• Print the circle out and draw directly onto it, edit the circle on your computer using whatever software you like, or even draw a circle onto an A4 sheet of paper.• All artwork must fit within the circle and include the colour green. Apart from that, we want you to get creative.• Use the template to create your vision of our future planet filled with what you want and free from what you don't want.• Looking for inspiration? See example artworks below!• <p>Step 2: Submit Your Entry</p> <ul style="list-style-type: none">• Send an image of your completed artwork in the template to TogetherForOurPlanet@cabinetoffice.gov.uk, with the subject title "Creative Earth – <Your Name>". Please keep the original artwork until the competition winner is announced.• Each artwork must be sent along with a completed competition form signed by a parent or guardian.• Download a competition form.• All entries must be submitted by 11.59pm on Sunday 28th February 2021, and the winners will be announced in Spring 2021. <p>They will be selecting some of the best artworks to be displayed for world leaders at the COP26 Summit in Glasgow.</p>

Ealain | Art

Miss Burrows our Art Specialist has given you a task. Click on the Art channel in teams to find out more.



Ceòl | Music

Two weeks we created our own unpitched pieces of music.

Your task this week is create your own tune that is one minute long. You could use the following to create your music:

- Your own voice*
- Garage band (Ipad)*
- Piano apps*
- Clàrsach*
- Piano/keyboard*
- Ukulele*
- Whistle*
- Flute etc*

When you have created your tune – name it! If you have the technology – why not record it and send to your teacher. Be as creative as possible!

Here's Miss MacIntyre's whistling composition:

<http://www.taobnapairce.edin.sch.uk/wp-content/uploads/2021/01/Grid.m4a>

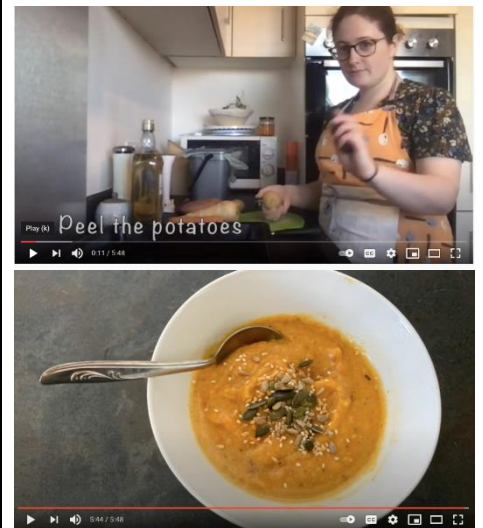
You can do a lot better than this!

Ms Bloomer 'sa chidsin

Ms Bloomer has been very busy in the kitchen lately. She has been making a nice wintry soup. See if you can follow the instructions and make your own?

Remember to ask an adult to help you.

<https://www.youtube.com/watch?v=Hk3eln4Uwc8>



I have created a Kahoot game all about movies. Can you guess the movies in emoji form? Can you get 15/15?

Login to:

https://kahoot.it/challenge/06094448?challenge-id=b453225c-a531-48a4-b20b-7478f5e78316_1612184024245

Game PIN: **06094448**

The Kahoot! logo is displayed in white text on a green rectangular background.

Check on the Spanish channel in Teams to find out what Ms Dominguez has in store for you this week.



The last three weeks we have been asking you to help around the house. This week we would like you to create a 'How to' video on how you clean your house.

For example: You could film yourself hoovering and cleaning the windows. Give the viewer some tips on how you clean the windows. Do you use a spot of vinegar and newspaper to get the streak-free finish?

When you are happy with your video send it to your teacher.